

To find available titles:

A **black book** in the top right corner indicates that the book is currently available to check out.



A **gray book** in the top right corner indicates that all copies of the title are currently checked out to other patrons.

To search only for available titles, choose "Only titles with copies available from the "Show me:" menu.

To find out what options are available for a book:

Click on the book cover. Tap "Available format" to expand the list. A different format corresponds with each option:

Available formats
Kindle Book
OverDrive READ
Adobe EPUB eBook
Adobe PDF eBook

- Kindle Books** can be transferred to a Kindle app.
- OverDrive READ** indicates that the book is compatible with OverDrive READ.
- Adobe EPUB eBooks** can be downloaded to the OverDrive app.
- Adobe PDF eBooks** are not compatible with your device

If a format is not listed here, it is not available for this title.

You can filter incompatible books out of your search by choosing these formats from the filters on the top of the search page.

Format (6)
Kindle Book (66)
OverDrive READ (67)
EPUB eBook (68)
PDF eBook (27)
OverDrive MP3 Audiobook (25)
OverDrive WMA Audiobook (33)

## FAQs

Why borrow ebooks from your library?

- Read popular titles on your device for free!
- Access your library's digital branch anytime, anywhere.
- No late fees!

How long can I borrow an ebook?

14 days. This can be extended to 21 days by changing the settings in your account.

Can I renew ebooks?

eBooks cannot be renewed, but they can be checked out again if another user does not have it on hold.

How many ebooks can I check out at once?

You can check out a combination of up to 5 ebooks and downloadable audiobooks on one account.

Can I return ebooks early?

Some titles can be returned early through Adobe Digital Editions. You will need to delete the book off of your device after it is returned.

How many books can I place on hold?

You can place up to 5 holds at once.

What do I do when I receive notification that the book I have on hold is available?

Go log into your account and go to "Holds." You will be able to check out the book from here. You have 3 days from the time you receive the email to check out your book.

Get free library ebooks on your iPad, iPhone, or iPod Touch



Look inside to see how!



Mark Twain Library

www.marktwainlibrary.org

439 Redding Rd.  
Redding, CT 06896  
203-938-2545

Brought to you by:



Powered by:



### 1. Install the app from the App Store.

Search for “overdrive” in the App Store. Download and install the OverDrive Media Console app.

### 2. Authorize your device:

The first time you open the app, you will see the following message:

“Sign up for an OverDrive account to enjoy eBooks, audiobooks, movies and more from your library.”

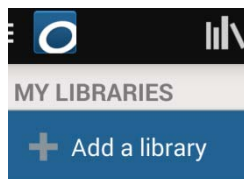
Tap “Sign up”

Either tap “Sign up with Facebook, or Enter your name, email address, and a password, and then “Sign up” to create your OverDrive account.

### 3. Choose your library:

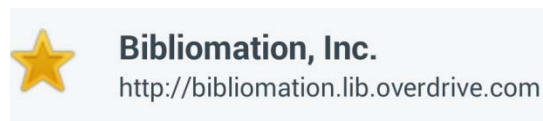
Taps the “O” logo in the top left corner of the screen.

Then tap “Add a Library.”



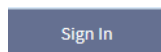
Enter your library’s name, your town’s name, or your postal code. Then tap “Search.”

When you find your library, tap on its name. Tap the star next to “Bibliomation Downloadable eMedia Catalog.” The star will turn yellow. This will save Bibliomation’s OverDrive catalog to your “Get Books” list so you will not have to search for your library the next time you use the app.



Tap anywhere to the right of the star to enter Bibliomation’s OverDrive catalog.

### 4. Sign in:



Click “Sign In” to access your account.

Begin typing your library’s name. Choose it from the list when it appears. Then, type in your library card number.

### 5. Find a book to check out:

You can browse the collection by choosing a category from the home page, or by clicking in the “Search” box and entering a title, author, or keyword.

### 6. Check out your book:

Click on the book cover. Click “Borrow” to check the book out.



If all copies of the title are checked out to another user, you will see a “Place a Hold” button instead. Click here and enter your email address to be notified when the book is available to check out.

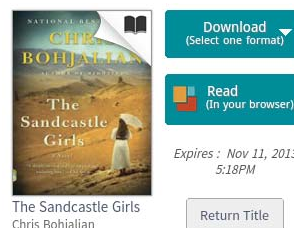


### 7. Getting your book:

Once the book is checked out to you, it will appear on your bookshelf. You have several options for reading your book on your mobile device:

#### **OverDrive READ**

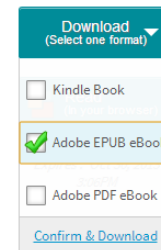
This option allows you to read the book without downloading it. Tap “Read (in your browser)” to begin.



The first time OverDrive READ opens, a tutorial will play. Click “Next” to see all of the steps.

### **Down load to the OverDrive App**

To download the book, click the “Download” button and select “Adobe EPUB eBook”. Then click “Confirm & Download.”

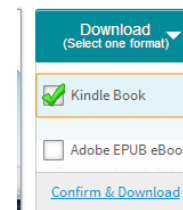


The book will appear on the bookshelf in the OverDrive app. Tap the cover to read it.

### **Transfer to the Kindle App**

If you have the Amazon Kindle app installed on your device and you have an Amazon account, you can read your library ebooks using the Kindle app.

Tap the “Download” button and select “Kindle Book.” Then click “Confirm & Download.”



After clicking “Confirm & Download,” you will be redirected to Amazon.com. You will complete the transfer process from here.

Click “Get library book.” If you are not already signed



into your Amazon account, you will be prompted to sign in now. If you own more than one Kindle, make sure your Apple device is selected from the list. Click “Continue” if prompted.

The book will be delivered wirelessly to your Kindle app the next time your device syncs.

*I need more help! What do I do?*

Click “Help” on Bibliomation’s OverDrive site, or go to <http://help.overdrive.com>. To contact a Bibliomation staff member for help, go to <http://biblio.org/overdrive-support-submission-form/>.